

QUICK TAKES PRO

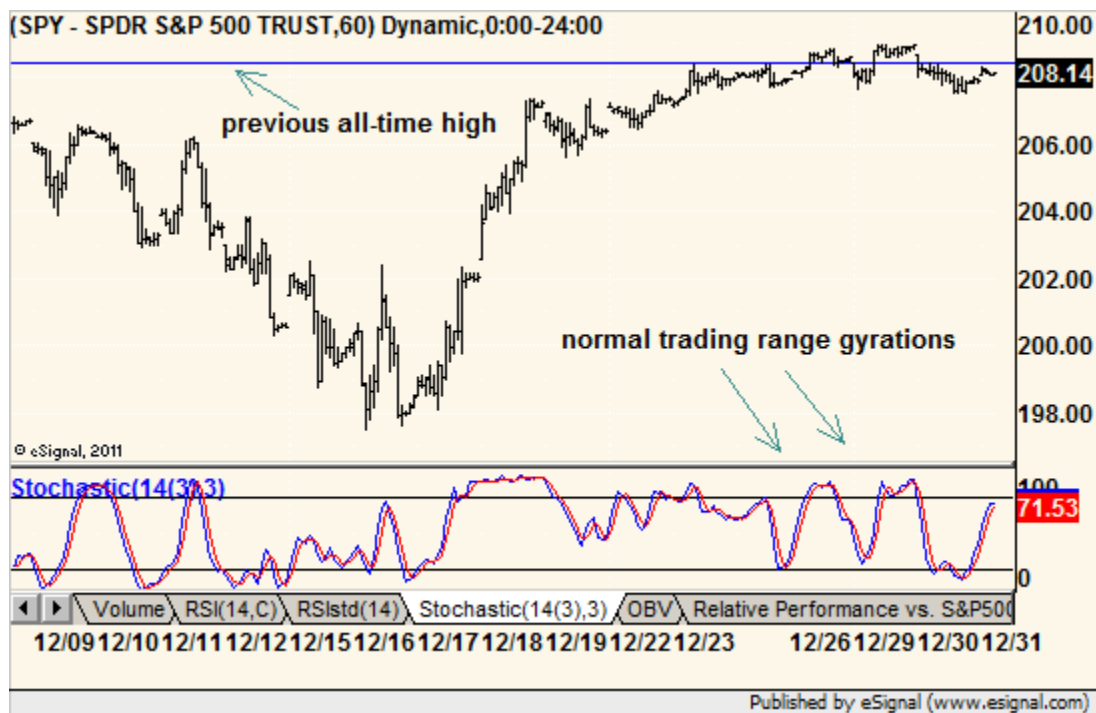
"TECHNICAL ANALYSIS FOR EVERYONE"

MICHAEL KAHN
RESEARCH LLC

December 31, 2014 – Put a fork in it. That's all folks. Same time, same bat channel. The financial and commodity markets will breathe their last today for the year and will resume with a whimper on Friday. Sort of anti-climactic for a year in which oil collapsed, stocks continued their liquidity bender, bonds ignored all that liquidity and China, despite tales of its economic demise, ignored everything to soar higher in the second half.

Yesterday, a private client wanted to sell an oil driller stock to take a tax loss. Smoke 'em if you got 'em because that was a great idea to offset the gains in the rest of the portfolio. We think they come roaring back in 2015 so let's hope not before the 30-day wash sale rule elapses.

So, what's ahead? You know that nobody knows but there is no reason to expect much deviation in the weekly chart from what is happening now. We'll look for signs of a top but caution not to act on them until there is a compelling case for one. Right now, there is not, despite what we think "should" be one.



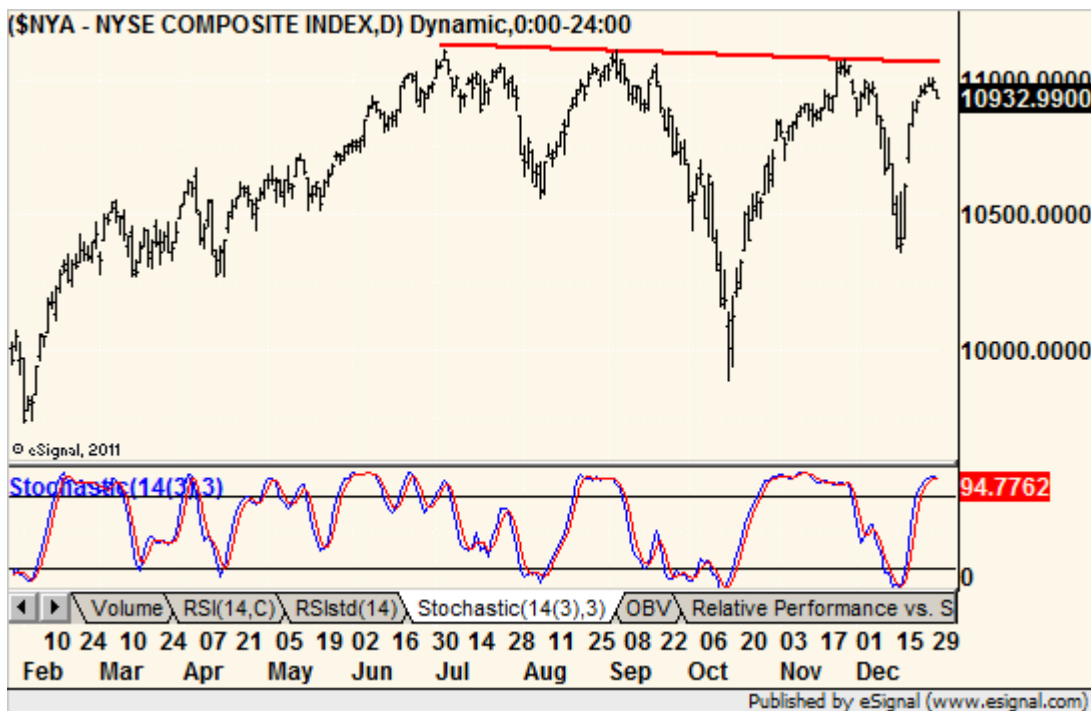
Here's the last hourly chart of the year and over the past week there has been no change - as expected. The **SPY** is flat around resistance from its previous peak even though the cash **SPX** is above its prior high.

We've only got one short- and one long-term chart below just to give you something to ponder on the day off.

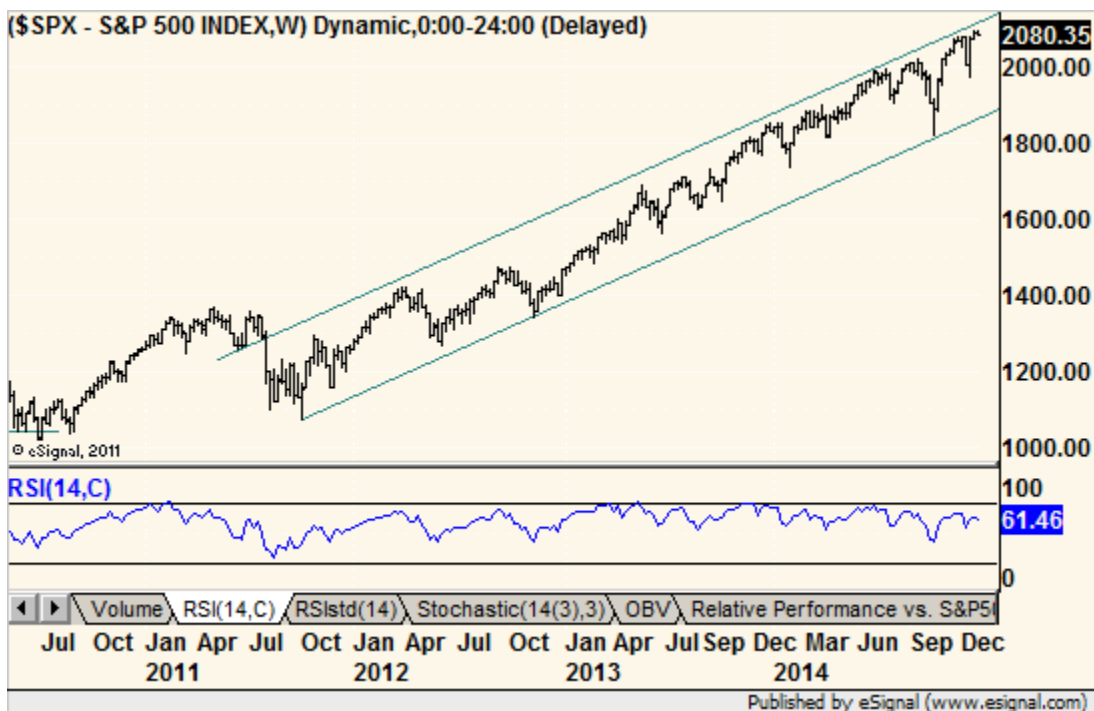
Service note

There will be no newsletter Thursday (all markets closed) and Friday. Happy New Year and we'll see you back here Monday.

Index Charts of the Day



The NYSE composite still has resistance overhead. This is the real short-term picture.



Here's the major S&P 500 trend - still rising but with higher volatility and lower momentum as we see at tops. When we say "at tops" we mean "as they form," which could take weeks or months. For now, we have to respect it but that does not mean jumping in after the market doubled. This is the long-term picture

Advice Tracker

This is a list of stocks that have triggered buys or sells and not a recommended portfolio. We will track them with suggested strategies but specific stops and position closes are up to the subscriber. Symbols in **red** mean that the position was stopped out. **Green** means we closed them. Stops in **red** were changed. Any position that moves in the desired direction and then reverses by 5% from the extreme that day is an automatic stop out. This is to compensate for the inability of this once per day newsletter to alert subscribers to the reversal.

	<u>Symbol</u>	<u>Name</u>	<u>Last</u>	<u>P/L</u>	<u>Stop</u>	<u>Price in</u>	<u>Date in</u>	<u>#Days</u>
<u>Long</u>	NDLS	NOODLES & CO	26.38	14.7%	25.25	23.00	11/21	39
	CIEN	CIENA CORP	19.62	3.6%	19.00	18.94	11/18	42
	COH	COACH INC	37.86	0.3%	35.75	37.75	12/29	1
<u>Short</u>	TIVO	TIVO INC	11.95	7.9%	12.30	12.90	11/10	50

Notes: The Advice Tracker is rather thin as the year ends but with a positive bias.

Other Information


About - Michael Kahn, CMT, has been working with charts and technical analysis since 1986 and currently writes the twice-weekly “Getting Technical” column for Barron's Online. He is also a regular contributor to MarketWatch.com. Michael was formerly Chief Technical Analyst for BridgeNews and seen frequently on financial television including PBS' Nightly Business Report.



24/7 Website archive – <http://www.quicktakespro.com/archive> (password needed)

Customer Support - <http://www.quicktakespro.com/support.html>

Recommended reading - <http://www.quicktakespro.com/education.html>



What is a **two-pager**? These are short write-ups on various technical topics that are made available when further explanation of a topic is needed. There is no extra charge to subscribers. For those looking for a more complete reference and a bound version of these two-pagers, we offer the book *Real World Technical Analysis* at <http://www.quicktakespro.com/rwta.html>.

Refer a colleague to Quick Takes Pro and get a free month of service for each new paying subscriber. Just send an email (<mailto:mkahn@quicktakespro.com>) with names and email addresses and we'll track them and credit your account.

Connect with us:



<http://www.facebook.com/QuickTakesPro.biz>



<http://twitter.com/mnkahn>



<http://www.linkedin.com/in/QuickTakesPro>



<http://www.quicktakespro.com/blog>



<http://pinterest.com/mnkahn/>



<http://youtube.com/quicktakespro>



<http://stocktwits.com/mnkahn>

The information contained in this report is opinion, based on information that we deem to be reliable at the time of publication, but is not guaranteed in any form. This report does not constitute a recommendation to purchase or sell any security and the analysts are not registered investment advisors. Further analysis is recommended before undertaking any position in any security. Any risks are solely the responsibility of the buyer/seller. The authors, publishers and distributors of Quick Takes Pro and any associates thereof accept no liability for the content or actions taken by anyone or institution utilizing this report. The authors, publishers and distributors of Quick Takes Pro may have positions in securities mentioned in this report. All charts prepared with [eSignal](#) data and software unless otherwise indicated.

All contents © Michael Kahn Research LLC, 2014